

**UOB PB ASIAN FIXED INCOME FUND SGD**

A sub-fund of Allsolutions SICAV

Mar 2026

SGD N Fact Sheet

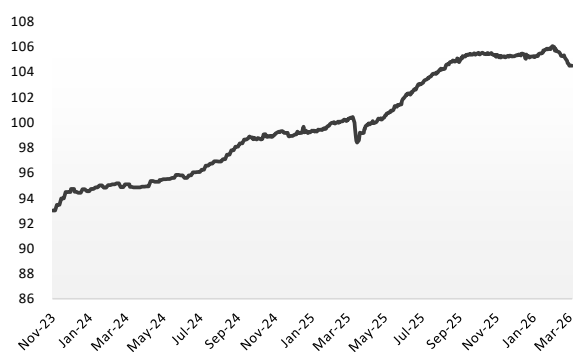
**INVESTMENT OBJECTIVES**

The Fund aims to deliver long-term steady returns by investing in a diversified portfolio of fixed income instruments, including but not limited to sovereign bonds, corporate bonds and hybrid capital instruments. The focus is on Asian bond markets, but with flexibility for issuers outside Asia. The Fund will actively manage the portfolio in order to generate attractive returns over a market cycle. Hedging instruments such as financial derivative instruments or Exchange Traded Funds (ETFs) may be used to reduce market risk exposure and to protect against currency risk.

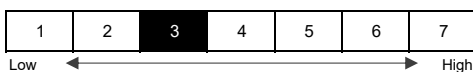
The assets held by this Sub-Fund may be subject to partial or total loss of value, because of the occurrence of a sustainability risk due to fines, reduction of demand in the asset's products or services, physical damage to the asset or its capital, supply chain disruption, increased operating costs, inability to obtain additional capital, or reputational damage.

**FUND INFORMATION**

Domicile	Luxembourg
Legal status	UCITS
Fund inception date	27 November 2023
Base currency	SGD
Fund size (in SGD millions)	282.81
Liquidity	Daily
	Monday 10am CET
Administration fee	Up to 0.1%
Management fee	Up to 0.1%
Performance fee	No
Entry/ Exit fees	Up to 5% / No
Investment manager	United Overseas Bank Ltd
Management company	Allfunds Investment Solutions
Administrator	BNP Paribas
ISIN	LU2541411604
Bloomberg	UOBFIXN LX
NAV	SGD 104.48

**NET CUMULATIVE PERFORMANCE**


Past performance does not predict future returns. Performances are displayed net of all costs. Performance is subject to taxation which depends on the personal situation of each investor and may change in the future.

**RISK AND REWARD PROFILE**


The risk indicator assumes you keep the product for 5 years. The actual risk can vary significantly if you cash in at an early stage and you may get back less. The summary risk indicator is a guide to the level of risk of this product compared to other products. It shows how likely it is that the product will lose money because of movements in the markets or because we are not able to pay you. This rates the potential losses from future performance at a medium-low level, and poor market conditions are unlikely to impact the capacity of Allfunds Investment Solutions to pay you.

**NET PERFORMANCE**

YTD	-0.8%
1 month	-1.5%
3 months	-0.8%
1 year	4.1%
Since inception	12.3%

**FUND STATISTICS**

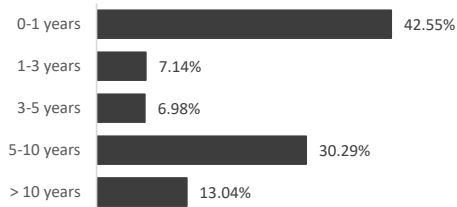
Yield to worst	4.7
Modified duration	4.3
Average rating	BBB+
High yield allocation	4.7
Distribution yield (%)	3.5

**MONTHLY RETURNS**

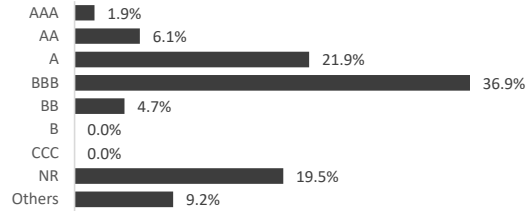
	Jan	Feb	Mar	Apr	May	Jun	Jul	Aug	Sep	Oct	Nov	Dec	YTD
2026	-0.1	0.8	-1.5										-0.8
2025	0.2	0.7	0.4	-0.5	0.8	1.4	1.2	0.9	0.8	0.3	-0.1	0.0	6.3
2024	0.0	0.3	0.1	-0.2	0.6	0.3	0.5	0.7	1.5	0.4	0.4	-0.1	4.6
2023											0.0	1.8	1.8

**PORTFOLIO CONSTRUCTION**

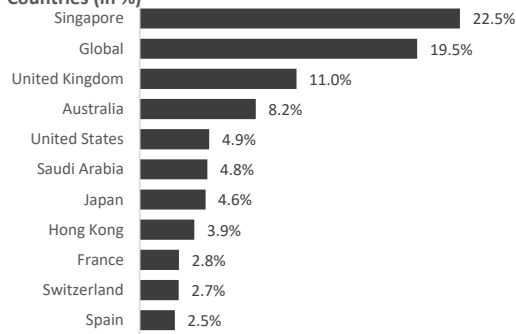
**Maturity Profile (in %)**



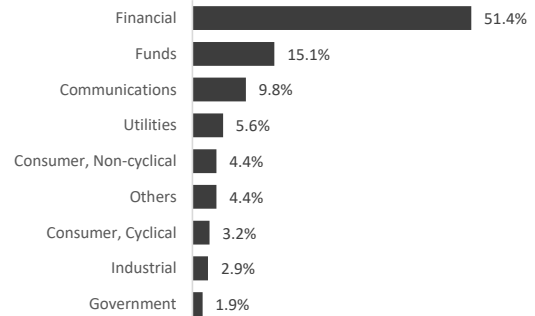
**Credit Rating (in %)**



**Countries (in %)**



**Sectors (in %)**



**TOP 10 HOLDINGS**

FERMAT UCIT CAT	6.4%
STTGDC 5.7 PERP	3.5%
LO FDS-ASIA VAL	3.4%
PRIN GL FIN UNC	2.8%
EQIX 2.9 32	2.7%
STANLN 4.3 PERP	2.5%
PIMCO GIS-INCOM	2.5%
SANTAN 2.35 31	2.5%
HSBC 5 PERP	2.3%
ROTHLF 7 PERP	2.3%

## Performance and Risk Disclosure

**Performance** : The published performance represents past data. Past performance may not be a reliable guide to future performance. There is no guarantee that the same yields will be obtained in the future. The value and income of any of your investments may fluctuate with market conditions and may lose some or all its value. The fund may be affected by changes in currency exchange rates, which can have an adverse effect on the value or income of the fund.

**Risk** : The summary risk indicator is a guide to the level of risk of this product compared to other products. It shows how likely it is that the product will lose money because of movements in the markets or because we are not able to pay you. The risk indicator assumes you keep the product for 5 years. The actual risk can vary significantly if you cash in at an early stage and you may get back less. This product may be exposed to further risks that are not included in the Summary Risk Indicator, for example:

- Currency risk: where your reference currency differs from the currency of the share class, you will receive payments in a different currency, so the final return you will get depends on the exchange rate between the reference currency and your local currency.
- Financial derivatives risk: the leverage resulting from derivatives amplifies losses in certain market conditions.
- Sustainability risk: the risk arising from any environmental, social or governance events or conditions that, were they to occur, could cause a material negative impact on the value of the investment. Further information can be found in the prospectus. This product does not include any protection from future market performance so you could lose some or all of your investment.

## Important Information

This marketing material is produced by the Management Company governed by chapter 15 of the law of 17 December 2010, Allfunds Investment Solutions, a company supervised by the Luxembourg regulator "Commission de Surveillance du Secteur Financier (CSSF)" with its registered office at 30, boulevard Royal L-2449 Luxembourg and its website: <https://allfunds-is.com/> (hereafter the "Company").

This material is issued for information purposes only and does not constitute:

1. An offer to buy nor a solicitation to sell, nor shall it form the basis of or be relied upon in connection with any contract or commitment whatsoever or
2. Investment advice.

The latest version of the fund's prospectus, Key Information Document, annual and semi-annual reports must be read before investing. They are available free of charge in English on <https://allfunds-is.com/>.

The KID is also available in the local language of each country where the sub-fund is registered. The prospectus and the annual and semi-annual reports may also be available in other languages, please refer to the website for other available languages. Only the latest version of these documents may be relied upon as the basis for investment decisions.

The summary of investors rights (in English) is available here and at <https://allfunds-is.com/>.

The list of countries where the Fund is registered can be always obtained from Allfunds Investment Solutions, which may decide to terminate the arrangements made for the marketing of the Fund or sub-fund(s) of the Fund in any given country.

Tax treatment depends on the individual circumstances of each investor and may be subject to change in the future. Before making any investment decision, investors are recommended to ascertain if this investment is suitable for them in light of their financial knowledge and experience, investment goals and financial situation, or to obtain specific advice from an industry professional.

For more information, please refer to the Allfunds Investment Solutions Responsible Investment Policy, available at <https://allfunds-is.com/>.

Historical data and analysis should not be taken as an indication or guarantee of any future performance analysis, forecast or prediction. The "Benchmark" information referred in this document is provided on an "as is" basis and the user of this information assumes the entire risk of any use made of this information.

The sale of shares of the Fund may be restricted in certain jurisdictions. In particular shares may not be offered or sold, directly or indirectly in the United States or to U.S. Persons, as is more fully described in the Fund's Prospectus.

## Other Disclosures

Singapore:

The Sub-Fund which is the subject of this material is not authorized or recognized by the Monetary Authority of Singapore and is not allowed to be offered to the retail public.

This document and any other document or material issued in connection with the offer or sale is not a prospectus as defined in the SFA and, accordingly, statutory liability under the SFA in relation to the content of prospectuses does not apply, and you should consider carefully whether the investment is suitable for you.

Further details may be obtained from the Fund's distributor.

This advertisement or publication has not been reviewed by the Monetary Authority of Singapore.

**Hong Kong:**

This document has not been delivered for registration to the Registrar of Companies in Hong Kong and its contents have not been reviewed by any regulatory authority in Hong Kong. Accordingly: (i) the shares/notes may not be offered or sold in Hong Kong by means of any document other than to persons who are "Professional Investors" within the meaning of the Securities and Futures Ordinance (Cap. 571) of Hong Kong and the Securities and Futures (Professional Investor) Rules made thereunder or in other circumstances which do not result in the document being a "prospectus" within the meaning of the Companies (Winding Up and Miscellaneous Provisions) Ordinance (Cap. 32) of Hong Kong or which do not constitute an offer to the public within the meaning of the Companies (Winding Up and Miscellaneous Provisions) Ordinance; and (ii) no person may issue any invitation, advertisement or other document relating to the shares/notes whether in Hong Kong or elsewhere, which is directed at, or the contents of which are likely to be accessed or read by, the public in Hong Kong (except if permitted to do so under the securities laws of Hong Kong) other than with respect to the shares/notes which are or are intended to be disposed of only to persons outside Hong Kong or only to "Professional Investors" within the meaning of the Securities and Futures Ordinance and the Securities and Futures (Professional Investor) Rules made thereunder.

**WARNING:** The contents of this document have not been reviewed by any regulatory authority in Hong Kong. You are advised to exercise caution in relation to this document. If you are in any doubt about any of the contents of this document, you should obtain independent professional advice.

---

**Glossary**

**Yield to Worst:** Yield to Worst (YTW) is a measure of the lowest possible yield that can be received on a bond without defaulting. It's used when a bond has provisions allowing the issuer to close it out before maturity. YTW represents the worst-case scenario for yield at the earliest allowable retirement date.

**Modified Duration:** Modified Duration is a measure that expresses the expected change in the value of a bond due to a change in interest rates. It's based on the concept that bond prices and interest rates move in opposite directions. This metric is used to estimate the effect of a 100-basis-point (1%) change in interest rates on the price of a bond.

**Rating:** "Rating" is an assessment of the creditworthiness of a company or government. It's an estimate of the risk involved in lending money to a business or entity. Ratings are assigned by agencies like S&P Global, Moody's, and Fitch Ratings. A high rating indicates a low risk of default. The Ratings are represented by letters from A to D, from highest to worst credit quality.

**High yield allocation:** Percentage of the portfolio invested in assets considered speculative due to their low credit quality.

**Distribution yield (%):** "Distribution yield" is a measure of the annual income payments made by an income-paying vehicle, as a percentage of its unit price. It's calculated by annualizing the most recent distribution and dividing it by the net asset value (NAV) at the time of payment.

**Maturity:** "Maturity" refers to the date when an investment or insurance product becomes ready to be paid. It's the time when the principal amount of a bond or other debt instrument becomes due and is to be paid to the bondholder. This term is commonly used in the context of bonds, notes, debentures, and other debt instruments.